














Financing Requests

Instrument Type **State** **Fiscal Year**














Applicant	Project Name	LOI Received	Estimated Project Cost	Instrument Type
Empire State Development Corporation	Moynihan Train Hall	11/23/16	\$2,354 M	Direct Loan
The City of Bellevue	BelRed Street Network	8/3/16	\$317.2 M	Direct Loan
City of Alexandria	Potomac Yard Metrorail Station	7/26/16	\$268.1 M	Direct Loan
Chicago Transit Authority	CTA RPM	7/12/16		Direct Loan
SANBAG	SANBAG I-10	3/11/16	\$616 M	Direct Loan
OCTA	OCTA I-405	2/17/16	\$1,700 M	Direct Loan
City of Bakersfield	Centennial Corridor	2/5/16	\$638 M	Direct Loan
MBTA	Massachusetts Bay Transportation Authority - PTC	2/3/16	\$456 M	Direct Loan
Sound Transit	Sound Transit Master Credit Agreement	11/3/15	\$5,200 M	Direct Loan
RCTC	RCTC I-15	11/3/15	\$460 M	Direct Loan
TxDOT	Grand Parkway Segments H&I	10/19/15	\$1,600 M	Direct Loan
PNCT	Port Newark Container Terminal	9/23/15	\$229 M	Direct Loan

Applicant	Project Name	LOI Received	Estimated Project Cost	Instrument Type
Greater New Orleans Expressway Commission	Lake Pontchartrain Bridge Improvements	9/9/15	\$123 M	Direct Loan
North East Texas Regional Mobility Authority	Toll 49	9/4/15	\$200 M	Direct Loan
Virginia Department of Transportation	Transform 66	9/1/15	\$2,200 M	Direct Loan
North Carolina Department of Transportation	Monroe Connector	7/22/15	\$839 M	Direct Loan
Alaska Department of Transportation and Public Facilities	Knik Arm Crossing	7/16/15	\$1,145 M	Direct Loan
City of Sacramento	Sacramento Streetcar Project	6/1/15	\$150 M	Direct Loan
Texas Department of Transportation (TxDOT) ^[19]	Midtown Express	5/11/15	\$1,399 M	Direct Loan
Colorado High Performance Transportation Enterprise	I-70 East Corridor	3/24/15	\$1,400 M	Direct Loan
Colorado High Performance Transportation Enterprise	C470 Express Lanes	3/6/15	\$326 M	Direct Loan
New Hampshire Department of Transportation	I-93 Improvement	1/7/15	\$784 M	Direct Loan
Chesapeake Bay Bridge and Tunnel District ^[23]	Chesapeake Bay Bridge Tunnel	12/31/14	\$1,129 M	Direct Loan
San Diego Association of Governments (SANDAG)	Mid-Coast Corridor	12/18/14	\$2,115 M	Direct Loan
Los Angeles County Metropolitan Transportation Authority (LACMTA)	Westside Subway Extension - Section 2	12/5/14	\$2,273 M	Direct Loan
City of Charlotte, NC	CATS Blue Line Extension	11/14/14	\$1,160 M	Direct Loan
West Virginia University	Morgantown PRT	9/5/14	\$109 M	Direct Loan
Massachusetts Bay Transportation Authority	Riverside Station Redevelopment Project	7/23/14	\$61 M	Direct Loan






[Submit Feedback >](#)

Applicant	Project Name	LOI Received	Estimated Project Cost	Instrument Type
Hillsborough County Aviation Authority ^[29]	Tampa ConRAC 	7/17/14	\$400 M	Direct Loan
Chicago Transit Authority	CTA Blue Line Project 	6/24/14	\$409 M	Direct Loan
Texas Dept. of Transportation ^[31]	Midtown Express	5/11/14	\$1,311 M	Direct Loan
Central Texas Regional Mobility Authority ^[32]	183 S 	4/16/14	\$1,877 M	Direct Loan
Chesapeake Bay Bridge and Tunnel District ^[33]	Chesapeake Bay Bridge Tunnel 	4/3/14	\$1,049 M	Direct Loan
Indiana Finance Authority ^[34]	East End Crossing (Ohio River Bridges) 	3/26/14	\$1,246 M	Direct Loan
Hillsborough County Aviation Authority	Tampa ConRAC 	2/14/14	\$845 M	Direct Loan
Port of Long Beach	Gerald Desmond Bridge 	11/20/13	\$1,288 M	Direct Loan
Indiana Finance Authority ^[37]	Illiana Corridor - Indiana Portion 	11/12/13	\$362 M	Direct Loan
Illinois Dept of Transportation	Illiana Corridor - Illinois Portion 	11/7/13	\$1,146 M	Direct Loan
Nevada Dept. of Transportation ^[39]	Project NEON 	8/20/13	\$772 M	Direct Loan
Chicago Dept. of Aviation	CTA Railcars	8/19/13	\$1,390 M	Direct Loan
Central Florida Expressway Authority	Wekiva Parkway 	8/13/13	\$587 M	Direct Loan
Maryland Dept. of Transportation ^[42]	Purple Line 	8/9/13	\$2,499 M	Direct Loan
Telurex LLC	Advanced Driving Academic	4/19/13	\$4 M	Direct Loan
Florida Dept. of Transportation	I-4 Ultimate Improvements 	1/16/13	\$2,877 M	Direct Loan
Delaware Dept. of Transportation	US 301	1/2/13	\$643 M	Direct Loan


[Submit Feedback >](#)

Applicant	Project Name	LOI Received	Estimated Project Cost	Instrument Type
Pennsylvania Turnpike Commission	Southern Beltway 	12/14/12	\$651 M	Direct Loan
Sound Transit	East Link 	12/5/12	\$4,030 M	Direct Loan
LA Metro	Regional Connector 	11/21/12	\$1,399 M	Direct Loan
LA Metro	Westside Subway 	11/21/12	\$2,650 M	Direct Loan
Cameron County Regional Mobility Authority ^[50]	South Padre Island Crossing 	11/12/12	\$694 M	Direct Loan
Ohio Dept. of Transportation	Portsmouth Bypass 	11/2/12	\$634 M	Direct Loan
Southeastern Tours Inc.	Southeastern Tour Buses	10/24/12	\$1 M	Direct Loan
Louisiana Dept. of Transportation	LA 1 Toll Road	10/12/12	\$371 M	Direct Loan
Metropolitan Washington Airports Authority ^[54]	Dulles Metrorail 	10/5/12	\$5,999 M	Direct Loan
Louisiana Dept. of Transportation	I-49 North	10/2/12	\$631 M	Direct Loan
City of Kansas City, MO	Kansas City Streetcars	9/28/12	\$102 M	Direct Loan
City of New Orleans ^[57]	Treme Iberville Redevelopment	9/28/12	\$157 M	Direct Loan
Kentucky Public Trans. Infra. Authority	Downtown Crossing 	9/27/12	\$1,452 M	Direct Loan
Chicago Dept. of Transportation	Riverwalk/Wacker Drive 	9/24/12	\$420 M	Direct Loan
Georgia Dept. of Transportation	Northwest Corridor 	9/17/12	\$834 M	Direct Loan
Indiana Finance Authority	East End Crossing (Ohio River Bridges) 	9/13/12	\$1,276 M	Direct Loan
Chicago Dept. of Aviation	CDA ConRac ATS 	9/7/12	\$765 M	Direct Loan
New York State Thruway Authority	Tappan Zee Bridge 	9/5/12	\$4,959 M	Direct Loan




[Submit Feedback >](#)

Applicant	Project Name	LOI Received	Estimated Project Cost	Instrument Type
North Carolina Dept. of Transportation ^[64]	Mid-Currituck Bridge	8/27/12	\$611 M	Direct Loan
Texas Department of Transportation (TxDOT)	IH 35 E 	8/22/12	\$1,415 M	Direct Loan
Texas Department of Transportation (TxDOT) ^[66]	SH 288	8/22/12	\$272 M	Direct Loan
Texas Department of Transportation (TxDOT)	Grand Parkway (SH 99) 	8/22/12	\$2,941 M	Direct Loan
Knik Arm Bridge and Toll Authority ^[68]	Knik Arm Crossing	8/14/12	\$1,022 M	Direct Loan
North Carolina Department of Transportation ^[69]	I-77 HOT Lanes	8/7/12	\$648.7 M	Direct Loan
Virginia Dept. of Transportation	Route 460 	8/2/12	\$1,724 M	Direct Loan
North Carolina DOT and North Carolina Turnpike Authority (NCTA)	Mid Currituck Bridge	8/27/12	\$778 M	Direct Loan
Port of Long Beach	Port of Long Beach	12/30/11	\$960 M	Direct Loan
Riverside County Transportation Commission (RCTC)	SR 91	12/30/11	\$1,345 M	Direct Loan
Ohio Department of Transportation (ODOT)	Portsmouth Bypass	12/30/11	\$605 M	Direct Loan
Metropolitan Washington Airports Authority with Fairfax and Loudon Counties	Dulles Metrorail 	12/30/11	\$5,894 M	Direct Loan
Texas Department of Transportation (TxDOT)	Interstate 35W: NTE Segments 3A & 3B	12/30/11	\$1,499 M	Direct Loan
New York State Thruway Authority	Tappan Zee Bridge 	12/30/11	\$6,000 M	Direct Loan
City of Kansas City, Missouri	Kansas City Streetcars	12/30/11	\$100 M	Direct Loan
Central Texas Regional Mobility Authority (CTRMA)	MoPac	12/30/11	\$222 M	Direct Loan



[Submit Feedback >](#)

Applicant	Project Name	LOI Received	Estimated Project Cost	Instrument Type
North Carolina DOT and North Carolina Turnpike Authority (NCTA)	Garden Parkway (Gaston Connector)	12/30/11	\$901 M	Direct Loan
Knik Arm Bridge and Toll Authority (KABATA)	Knik Arm Crossing	12/30/11	\$1,086 M	Direct Loan
Alamo Regional Mobility Authority (Alamo RMA)	Loop 1604	12/30/11	\$469 M	
Delaware Transportation Authority (DTA)	US 301	12/30/11	\$622 M	Direct Loan
Washington State Department of Transportation (WSDOT)	Columbia River Corridor	12/30/11	\$3,245 M	Direct Loan
Kentucky Transportation Cabinet, Indiana Department of Transportation and the Louisville and Southern Indiana Bridges Authority	Ohio River Bridges 	12/30/11	\$2,900 M	Direct Loan
Florida Department of Transportation (FDOT)	I-75 Managed Lanes	12/30/11	\$470 M	Direct Loan
Cameron County Regional Mobility Authority	SH 550	12/30/11	\$100 M	Direct Loan
Colorado High Performance Transportation Enterprise (HPTE)	US 36 Phase 2	12/30/11	\$140 M	Direct Loan
San Diego Association of Governments	Otay Mesa	12/30/11	\$755 M	Direct Loan
Transurban Fluor Special Purpose Vehicle	I-95 HOT Lanes	12/30/11	\$927 M	Direct Loan
Dallas Area Rapid Transit (DART) ^[91]	DART Orange Line	12/30/11	\$364 M	Direct Loan
Foothill Extension Construction Authority	Metro Gold Line Foothill Extension	12/30/11	\$600 M	Direct Loan
City of Chesapeake	Dominion Boulevard	12/30/11	\$468 M	Direct Loan

[Submit Feedback >](#)

Applicant	Project Name	LOI Received	Estimated Project Cost	Instrument Type
Pod Train Superhighway LLC	Pod Train Superhighway	12/30/11	\$2,950 M	Direct Loan
North Central Texas Council of Governments	IH 35E 	12/30/11		Direct Loan
Santa Clara Valley Transportation Authority	SR 85	12/30/11	\$201 M	Direct Loan
Texas Department of Transportation (TxDOT)	IH 35E 	3/1/11	\$2,467 M	Direct Loan
North Carolina Turnpike Authority (NCTA)	Mid-Currituck Bridge	3/1/11	\$629 M	Direct Loan
Riverside County Transportation Commission (RCTC)	SR 91	3/1/11	\$1,338 M	Direct Loan
Alameda Contra Costa Transit District (AC Transit)	AC Transit Intelligent Transportation Systems	3/1/11	\$25 M	Direct Loan
North Carolina Turnpike Authority (NCTA)	Monroe Connector	3/1/11	\$749 M	Direct Loan
Metropolitan Washington Airports Authority	Dulles Metrorail 	3/1/11	\$6,586 M	Direct Loan
Texas Transportation Commission	Interstate 35W: NTE Segments 3a and 3b	3/1/11	\$1,355 M	Direct Loan
Transurban (Flour SPV) ^[104]	Interstate 95 HOT/HOV	3/1/11	\$941 M	Direct Loan
Houston METRO	University Light Rail Transit Line	3/1/11	\$1,481 M	
Monterey-Salinas Transit	Monterey Bay Bus Operations and Maintenance Facility	3/1/11	\$99 M	Direct Loan
Santa Clara Valley Transportation Authority	US 101/SR 85	3/1/11	\$597 M	Direct Loan
Illinois Department of Transportation (IDOT)	Elgin O'Hare - West Bypass	3/1/11	\$2,190 M	
City of Chesapeake	Route 17/Dominion Boulevard	3/1/11	\$412 M	Direct Loan



[Submit Feedback >](#)

Applicant	Project Name	LOI Received	Estimated Project Cost	Instrument Type
Knik Arm Bridge and Toll Authority (KABATA)	Knik Arm Bridge	3/1/11	\$1,077 M	Direct Loan
Central Texas Regional Mobility Authority (CTRMA)	MoPAC Improvement Project	3/1/11	\$248 M	
Virginia Department of Transportation (VDOT)	Route 460	3/1/11	\$2,200 M	Direct Loan
Alamo Regional Mobility Authority (Alamo RMA)	US 281	3/1/11	\$655 M	
Georgia Department of Transportation (GDOT)	Northwest Corridor 	3/1/11	\$1,430 M	Direct Loan
North Carolina Turnpike Authority (NCTA)	Gaston East-West Corridor	3/1/11	\$990 M	Direct Loan
Safetek Systems	Safetek Systems	3/1/11	\$14 M	
Delaware Department of Transportation (DelDOT)	US 301	3/1/11	\$738 M	Direct Loan
New York Metropolitan Transportation Authority (MTA)	Second Avenue Subway	3/1/11	\$4,451 M	Direct Loan
Bay Area Rapid Transit District (BART)	Oakland Airport Connector	3/1/11	\$479 M	Direct Loan
North Texas Tollway Authority	SH 121: Southwest Parkway/Chisholm Trail	3/1/11	\$1,628 M	Direct Loan
Kentucky Transportation Cabinet	Louisville - Southern Indiana Ohio River Bridges 	3/1/11	\$4,083 M	Direct Loan
Colorado High Performance Transportation Enterprise (HPTE)	US 36 Managed Lanes/BRT	3/1/11	\$311 M	Direct Loan
Los Angeles County Metropolitan Transportation Authority (LACMTA)	Crenshaw/LAX Transit Corridor	3/1/11	\$1,715 M	Direct Loan
Massachusetts Port Authority	Massport ConRac	3/1/11	\$320 M	Direct Loan


[Submit Feedback >](#)

Applicant	Project Name	LOI Received	Estimated Project Cost	Instrument Type
Alamo Regional Mobility Authority (Alamo RMA)	US Loop 1604	3/1/11	\$1,206 M	
San Diego Association of Governments (SANDAG)	Otay Mesa	3/1/11	\$715 M	Direct Loan
Washington State Department of Transportation (WSDOT) ^[127]	SR 520 Bridge Replacement	3/1/11	\$2,700 M	Direct Loan
Los Angeles County Metropolitan Transportation Authority (LACMTA)	Westside Subway Extension	3/1/11	\$2,064 M	Direct Loan
Elizabeth River Crossings LLC (ERC) ^[129]	Downtown / Midtown Tunnels	3/1/11	\$2,000 M	Direct Loan
Colorado Department of Transportation (CDOT)	US 36	FY2011	\$306 M	Direct Loan
Central TX Regional Mobility Authority (CTRMA)	290 E Segment 2/3	3/1/10	\$464 M	Direct Loan
Elizabeth River Crossing, LLC (ERC)	Downtown/Midtown Tunnels	3/1/10	\$1,740 M	Direct Loan
John F. Kennedy International Arrivals Terminal & Transit Center (JFKIATTC)	International Arrivals Terminal & Transit Center - JFK	3/1/10	\$1,201 M	Direct Loan
North Carolina Turnpike Authority (NCTA)	Mid-Currituck Bridge	3/1/10	\$750 M	Direct Loan
Puerto Rico Highways and Transportation Authority (PRHTA)	PR-22	3/1/10	\$1,690 M	Direct Loan
Miami-Dade Expressway Authority	Airport-Seaport Corridor Improvements	3/1/10	\$1,019 M	Direct Loan
Puerto Rico Highway & Transportation Authority (PRHTA)	PR-52	3/1/10	\$1,520 M	Direct Loan
North East Texas Regional Mobility Authority (NET)	Toll 49 Segment 3B Project	3/1/10	\$106 M	Direct Loan

[Submit Feedback >](#)

Applicant	Project Name	LOI Received	Estimated Project Cost	Instrument Type
RMA)				
Bay Area Rapid Transit District	BART Oakland Airport Connector	3/1/10	\$482 M	Direct Loan
North Carolina Turnpike Authority (NCTA)	Monroe Connector/Bypass	3/1/10	\$1,046 M	Direct Loan
Dulles Airport Authority	Dulles Metrorail Project 	3/1/10	\$5,250 M	Direct Loan
Puerto Rico Highway & Transportation Authority (PRHTA)	PR-66	3/1/10	\$390 M	Direct Loan
Arkansas State Highway Commission	Bella Vista	3/1/10	\$250 M	Direct Loan
Regional Transportation District (RTD) ^[144]	Eagle	3/1/10	\$2,100 M	Direct Loan
CA DOT/San Francisco County Transportation Authority ^[145]	Presidio Parkway (Doyle Drive)	3/1/10	\$828 M	Direct Loan
Michigan DOT	Blue Water Bridge Plaza	3/1/10	\$583 M	Direct Loan
Alabama Toll Road, Bridge, Tunnel Auth.	US 280	3/1/10	\$790 M	Direct Loan
Massachusetts Port Authority	Boston Logan International Airport ConRAC	3/1/10	\$357 M	Direct Loan
North Carolina Turnpike Authority (NCTA)	Gaston East-West Connector	3/1/10	\$1,200 M	Direct Loan
Capital Beltway Express LLC	Capital Beltway Extension	3/1/10	\$165 M	Direct Loan
Knik Arm Bridge and Toll Authority (KABATA)	Knik Arm Crossing	3/1/10	\$783 M	Direct Loan
Cascade Sierra Solutions	Cascade Sierra Solutions	3/1/10	\$392 M	Direct Loan
Georgia DOT	Northwest Corridor 	3/1/10	\$1,361 M	Direct Loan
Port Authority of New York/New Jersey	Goethals Bridge	3/1/10	\$1,500 M	Direct Loan


[Submit Feedback >](#)

Applicant	Project Name	LOI Received	Estimated Project Cost	Instrument Type
Container Intermodal Distribution, LLC	Central New York Regional Distribution Hub	3/1/10	\$91 M	Direct Loan
Metro Transit Authority of Houston	Houston METRO	3/1/10	\$1,481 M	
Kentucky Transportation Cabinet	Louisville - Southern Indiana Ohio River Bridges 	3/1/10	\$4,068 M	Direct Loan
City & County of San Francisco/San Francisco Redevelopment Agency	Southeast Waterfront Transportation Improvements	3/1/10	\$588 M	Direct Loan
Capital Beltway Express LLC	I-95/395 HOT Lanes	3/1/10	\$1,500 M	Direct Loan
North Texas Tollway Authority	Southwest Parkway/SH-121	3/1/10	\$1,579 M	Direct Loan
West Virginia Division of Highways	US Route 35	3/1/10	\$322 M	Direct Loan
SANDAG	Otay Mesa East	3/1/10	\$715 M	Direct Loan
Delaware River Joint Toll Bridge Commission	I-95/Scudder Falls Bridge	3/1/10	\$310 M	Direct Loan
Central TX Regional Mobility Authority (CTRMA)	183 S Segment	3/1/10	\$356 M	Direct Loan
City of Chesapeake, VA	Dominion Boulevard Bridge	3/1/10	\$418 M	Direct Loan
Central TX Regional Mobility Authority (CTRMA)	290 E Segment 1 and 1A	3/1/10	\$212 M	Direct Loan
Mid-Bay Bridge Authority	Mid-Bay Bridge Connector, Phases 2 and 3	3/1/10	\$137 M	Direct Loan
Washington Metropolitan Area Transit Authority (WMATA)	WMATA Rail Safety Program	3/1/10	\$2,583 M	Direct Loan
Osceola County/Avatar Properties	Poinciana Parkway	3/1/10	\$175 M	Direct Loan
Michigan Department of Transportation	Blue Water Bridge	4/15/09	\$553 M	Direct Loan

[Submit Feedback >](#)

Applicant	Project Name	LOI Received	Estimated Project Cost	Instrument Type
Sea Point, LLC	Sea Point Intermodal Freight Transfer Facility	3/6/09	\$450 M	Direct Loan
San Francisco Bay Area Rapid Transit District (BART)	Oakland Airport Connector	2/27/09	\$529 M	Direct Loan
Central Texas Regional Mobility Authority (CTRMA)	US 183-A North Extension	2/20/09	\$126 M	Direct Loan
Denver Union Station Project Authority (DUSPA) ^[174]	Denver Union Station	9/16/08	\$499 M	Direct Loan
Metropolitan Nashville Airport Authority	Nashville International Airport Consolidated Rental Car Facility, CONRAC, (Nashville, TN)	9/25/08	\$73 M	Direct Loan
North Texas Tollway Authority ^[176]	Texas State Highway 161 (SH 161) Tollway	8/12/08	\$1,264 M	Direct Loan
Miami Access Tunnel Consortium	Port of Miami Tunnel - POMT	7/16/08	\$1,274 M	Direct Loan
Texas Department of Transportation	North Tarrant Express	2/15/08	\$802 M	Direct Loan
Fluor-Transurban Consortium with the Virginia Department of Transportation	I-95/395 HOT Lane Project Northern Section	1/26/08	\$1,500 M	Direct Loan
Las Vegas Monorail Company	Las Vegas Monorail Airport Extension	FY2008	\$650 M	
California Department of Transportation ^[181]	Transportation Corridor System (TCS)	FY2008	\$5,132 M	Direct Loan
Florida Department of Transportation	I-595 Corridor Roadway Improvements	FY2008	\$1,822 M	
Mississippi Department of Transportation	Airport Parkway Connector	FY2008	\$307 M	Direct Loan
Texas Department of Transportation	IH 635 Managed Lanes	2/12/07	\$1,275 M	Direct Loan
Massachusetts Port Authority	Logan Airport Consolidated Rental Car	1/22/07	\$450 M	Direct Loan

[Submit Feedback >](#)

Applicant	Project Name	LOI Received	Estimated Project Cost	Instrument Type
	Facility (ConRAC)			
North Carolina Turnpike Authority ^[186]	Triangle Turnpike	10/19/06	\$1,252 M	Direct Loan
Central Texas Regional Mobility Authority (CTRMA)	US 290 East Toll	8/11/06	\$522 M	Direct Loan
Texas Department of Transportation	SH 121-Toll	6/30/06	\$2,060 M	Direct Loan
Container Intermodal Distribution	ISLND - Inland Systems Logistics Network Development	4/11/06	\$104 M	Direct Loan
Transurban (895) US Holdings LLC	Pocahontas Parkway	FY2006	\$653 M	Direct Loan
Maryland Transportation Authority ^[191]	Intercounty Connector	8/12/05	\$2,446 M	Direct Loan
Knik Arm Bridge and Toll Authority ^[192]	Knik Arm Crossing	8/12/05	\$844 M	Direct Loan
Tollroads of America, LLC	I-95 Hot Lanes	7/29/05	\$377 M	Direct Loan
SH 130 Concession Company, LLC (formerly Cintra Zachry, LP) ^[194]	Trans Texas Corridor - SH 130 Segments 5 & 6	6/14/05	\$1,340 M	Direct Loan
Commonwealth of Virginia (Metropolitan Washington Airports Authority)	Dulles Corridor/Wiehle Ave. Extension Metrorail 	3/22/05	\$1,522 M	Direct Loan
Global Rail Consortium, LLC	Florida High Speed Rail	10/26/04		Direct Loan
Port of Anchorage	The Port of Anchorage Marine Terminal Redevelopment	FY2005	\$366 M	Direct Loan
Port of Anchorage	Port Intermodal Expansion	7/22/04	\$394 M	Direct Loan
Chicago Transit Authority (CTA)	Downtown Intermodal Terminal	4/6/04	\$213 M	Direct Loan
Central Texas Regional Mobility Authority (CTRMA)	US 183-A Corridor	3/12/04	\$200 M	Direct Loan

[Submit Feedback >](#)

Applicant	Project Name	LOI Received	Estimated Project Cost	Instrument Type
Central Puget Sound Regional Transit Authority	Sound Transit Central Link Light Rail Initial Segment	2/19/04	\$2,437 M	Direct Loan
Star Solutions	Virginia I-81 Improvements	1/13/04	\$9,700 M	Direct Loan
North San Diego County Transit Development Board	Sprinter Rail	11/13/03	\$352 M	Direct Loan
Transbay Joint Powers Authority ^[204]	Transbay Terminal	10/7/03	\$1,189 M	Direct Loan
Las Vegas Monorail Company (LVMC)	Las Vegas Monorail - Phase 2	FY2004	\$462 M	Direct Loan
Louisiana Transportation Authority (LTA)	LA-1 - Phase 1	FY2004	\$159 M	Direct Loan
Capital Beltway Express, LLC - Transurban US Holding Company and Fluor Lane ^[207]	Beltway HOT Lane Project	9/30/03	\$1,944 M	Direct Loan
Port of Greater Cincinnati Development Authority	Banks Transportation Improvements	8/28/03	\$475 M	Direct Loan
IdleAire Technologies Corporation	ATE - Advanced Truck Stop Electrification	5/28/03	\$1,155 M	Direct Loan
Louisiana Transportation Authority (LTA)	LA-1 Toll Project	5/2/03		Direct Loan
Southern California Logistics Rail Authority	Intermodal Facility	4/2/03	\$450 M	Direct Loan
MAGLEV Inc.	Pennsylvania High-Speed Maglev	3/25/03	\$3,500 M	Direct Loan
Rhode Island Economic Development Corporation	Warwick Intermodal Station	9/4/02	\$216 M	Direct Loan
Maryland Department of Transportation	Baltimore-Washington Maglev	8/23/02	\$4,000 M	Direct Loan
Connector 2000 Association, Inc.	Southern Connector Toll Road	8/1/02	\$213 M	

[Submit Feedback >](#)

Applicant	Project Name	LOI Received	Estimated Project Cost	Instrument Type
Grand Teton National Park Foundation	National Heritage Travel Network and Grand Teton National Park Visitor Center	6/25/02	\$51 M	Direct Loan
Greater Lafourche Port Commission	LA-1	6/25/02	\$522 M	Direct Loan
Washington State Department of Transportation	Alaskan Way Viaduct	6/15/02		Direct Loan
Transit Systems Development, LLC (Las Vegas Monorail Company)	Las Vegas Monorail	5/8/02	\$561 M	Direct Loan
New York Ontario Maritime Corporation	Lake Ontario Fast Ferries	FY2001	\$166 M	Guarantee
Canadian American Transportation Systems	Lake Ontario Fast Ferries	FY2001	\$120 M	
County of Union, NJ, State of New Jersey, NJ Transit, and Washington Infrastructure, Inc.	NERL - Newark Elizabeth Rail Link	FY2001	\$300 M	Direct Loan
Texas Department of Transportation - Texas Turnpike Authority	West Section of the I-695 Corridor	FY2001	\$546 M	Direct Loan
City of New York	East River Bridge System Replacement	FY2001	\$803 M	Direct Loan
AMTRAK	Acela Regional Trainsets	FY2001	\$120 M	Direct Loan
SkyTran, Inc.	Williams Gateway Airport Loop Maglev Demonstration	FY2001		
Lake Ontario Fast Ferry Corporation	Lake Ontario Fast Ferry	FY2001	\$128 M	
California Department of Transportation	San Francisco - Oakland Bay Bridge (SFOBB) Seismic Retrofit	FY2001	\$3,300 M	Direct Loan

[Submit Feedback >](#)

Applicant	Project Name	LOI Received	Estimated Project Cost	Instrument Type
City of New York	Staten Island Ferries and Terminals	5/23/00	\$376 M	
Washington State Department of Transportation & United Infrastructure	Tacoma Narrows Bridge	FY2000	\$730 M	
Nation's Capital Bicentennial Celebration / National Parks Service (NPS)	Washington Monument Visitors Facility	FY2000	\$95 M	
South Carolina State Infrastructure Bank (SIB)	SIB Infrastructure	FY2000	\$2,353 M	
Canadian American Transportation Systems	Lake Ontario Fast Ferries	FY2000	\$120 M	
Texas Department of Transportation ^[234]	Central Texas Turnpike	FY2000	\$2,576 M	
MAGLEV, Inc.	Pennsylvania High-Speed Maglev	FY2000	\$2,600 M	
Parsons Brinckerhoff Infrastructure Development Company	East Loop 202 Freeway	FY2000	\$665 M	
South Carolina State Infrastructure Bank	Cooper River Bridges	FY2000	\$650 M	
Massachusetts Bay Transportation Authority	Advanced Automated Fare Collection System - ITS	FY2000	\$200 M	
City of New York	New Willis Ave. Bridge / Whitehall / St. George Ferry Terminals / Vessels Rapid Transit Line Extension	FY2000	\$1,626 M	
Metropolitan Transportation Authority (MTA)	Rolling Stock Replacement and Station Rehabilitation Program	FY2000		
City of Reno	ReTRAC - Reno Transportation Rail Access Corridor	FY2000	\$233 M	

[Submit Feedback >](#)

Applicant	Project Name	LOI Received	Estimated Project Cost	Instrument Type
Lake Ontario Fast Ferry Corporation	Lake Ontario Fast Ferry (deferred)	FY2000	\$128 M	Guarantee
US Wireless / Maryland Department of Transportation	ITS Traffic Information	FY2000		
AMTRAK	Northeast Corridor High Speed Rail	FY2000	\$1,215 M	
South Carolina Ports Authority	Global Gateway Terminal Charleston Harbor	FY2000	\$327 M	
Mackinac Bridge Authority	Mackinac Bridge	FY1999		
Florida Department of Transportation	MIC - Miami Intermodal Center	FY1999	\$1,350 M	
Maryland Department of Transportation / Mass Transit Administration	Cromwell Transit Village	FY1999		
Pennsylvania Station Redevelopment Corporation (PSRC)	Farley Building / New Penn Station	FY1999	\$733 M	
Puerto Rico Highway & Transportation Authority (PRHTA)	Tren Urbano Transit Project	FY1999	\$1,617 M	
Metropolitan Council / Minnesota Department of Transportation (MNDOT) / Metro Transit	Hiawatha Light Rail Transit	FY1999	\$446 M	
Union County, NJ	NERL - Newark / Elizabeth Rail Link	FY1999	\$255 M	
California Transportation Ventures, Inc. (CTV)	SR 125 South Toll Road / South Bay Expressway	FY1999	\$411 M	Direct Loan
City of Reno	ReTRAC - Reno Transportation Rail Access Corridor	FY1999	\$221 M	
Washington Metropolitan Area Transit Authority (WMATA)	Washington Metro Capital Program	FY1999	\$2,324 M	

[Submit Feedback >](#)

Applicant	Project Name	LOI Received	Estimated Project Cost	Instrument Type
South Carolina Department of Transportation	Mark Clark Expressway	FY1999	\$272 M	
Land Grant Development	International Gateway of the Americas	FY1999	\$150 M	
Nation's Capital Bicentennial Celebration	Washington Monument Visitor Facility (Deferred)	FY1999	\$75 M	
Connector 2000 Association, Inc.	Southern Connector Toll Road	FY1999	\$237 M	

Note 19: Resubmission and update of an earlier LOI

Note 23: Re-submission and update of an earlier LOI

Note 29: Re-submission and update of an earlier LOI

Note 31: Re-submission and update of an earlier LOI; Milestones referenced under the initial eligibility review phase are independent of the TIFIA review and approval process.

Note 32: re-submission and update of an earlier LOI

Note 33: Milestones referenced under the initial eligibility review phase are independent of the TIFIA review and approval process.

Note 34: Re-submission and update of an earlier LOI

Note 37: Going through a P3 procurement process. The TIFIA office has engaged early with the public sponsor; because of the procurement timeline, these LOIs will take longer to reach financial close.

Note 39: Going through a P3 procurement process. The TIFIA office has engaged early with the public sponsor; because of the procurement timeline, these LOIs will take longer to reach financial close.

Note 42: Going through a P3 procurement process. The TIFIA office has engaged early with the public sponsor; because of the procurement timeline, these LOIs will take longer to reach financial close.

Note 50: Milestones referenced under the initial eligibility review phase are independent of the TIFIA review and approval process.

Note 54: 8/20/14 date reflects MWAA loan closing

Note 57: Milestones referenced under the initial eligibility review phase are independent of the TIFIA review and approval process.

Note 64: Milestones referenced under the initial eligibility review phase are independent of the TIFIA review and approval process.

Note 66: Going through a P3 procurement process. The TIFIA office has engaged early with the public sponsor; because of the procurement timeline, these LOIs will take longer to reach financial close.

Note 68: Milestones referenced under the initial eligibility review phase are independent of the TIFIA review and approval process.

Note 69: Going through a P3 procurement process. The TIFIA office has engaged early with the public sponsor; because of the procurement timeline, these LOIs will take longer to reach financial close.

Note 91: LOI submitted with \$334 M (project cost) and \$130 M (TIFIA Request)

Note 104: LOI submitted with \$1,050 M (project cost) and \$350 M (TIFIA Request)

Note 127: LOI submitted with \$2,705 M (project cost) and \$320 M (TIFIA Request)

Note 129: LOI submitted with \$2,009 M (project cost) and \$586 M (TIFIA Request)

[Submit Feedback >](#)

Note 144: LOI submitted with \$2,729 M (project cost) and \$400 M (TIFIA Request)

Note 145: LOI submitted with \$629 M (project cost) and \$309 M (TIFIA Request)

Note 174: LOI submitted with \$466 M (Project Cost) and \$155 M (TIFIA Request)

Note 176: LOI submitted with \$1,358 M (project cost) and \$430.5 M (TIFIA Request)

Note 181: LOI submitted with \$4,930 M (project cost) and \$1,100 M (TIFIA Request)

Note 186: LOI submitted with \$966 M (project cost) and \$317M (TIFIA Request)

Note 191: LOI submitted with \$2,400 M (project cost) and \$800 M (TIFIA Request)

Note 192: LOI submitted with \$600 M (project cost) and \$100 M (TIFIA Request)

Note 194: LOI submitted with \$1,000 M (project cost) and \$320 M (TIFIA Request)

Note 204: Original LOI submitted with \$2,083 M (project cost) and \$690 M (TIFIA Request)

Note 207: LOI submitted with \$847 M (project cost) and \$246 M (TIFIA Request)

Note 234: Deferred in FY2000; re-submitted

[Submit Feedback >](#)